

**Boyd ISD**  
**May 2024 Bond**  
BOYDISDBOND.COM





# LONG-RANGE PLANNING PROCESS



Reviewed district-wide historic and future enrollment projections



Assessed campus and departmental needs



Gathered feedback from a Bond Committee made up of admin, staff, and community members



A recommendation was made to the Board of Trustees on January 22, 2024



Board of Trustees called a bond in the amount of \$20,000,000



Election day is Saturday, May 4



# ENROLLMENT PROJECTIONS

**CURRENT ENROLLMENT: ~~1,266~~ 1,280**

CAMPUS	95%	HISTORY	HISTORY	Current	ENROLLMENT PROJECTIONS									
	Capacity	2021/22	2022/23	2023/24	2023/24	2024/25	2025/26	2026/27	2027/28	2028/29	2029/30	2030/31	2031/32	2032/33
BOYD ELEMENTARY SCHOOL	510	474	478	497	487	503	516	529	568	615	655	699	760	813
<b>ELEMENTARY TOTALS</b>		474	478	497	487	503	516	529	568	615	655	699	760	813
Elementary Absolute Change		6	4	19	9	16	13	13	39	47	40	44	61	53
Elementary Percent Change		-1.25%	0.84%	3.97%	1.88%	3.29%	2.58%	2.52%	7.37%	8.27%	6.50%	6.72%	8.73%	6.97%
BOYD INTERMEDIATE SCHOOL	326	180	200	201	203	204	210	235	226	207	231	263	275	297
<b>INTERMEDIATE TOTALS</b>		180	200	201	203	204	210	235	226	207	231	263	275	297
Intermediate Absolute Change		0	20	1	3	1	6	25	-9	-19	24	32	12	22
Intermediate Percent Change		0.00%	11.11%	0.50%	1.50%	0.49%	2.94%	11.90%	-3.83%	-8.41%	11.59%	13.85%	4.56%	8.00%
BOYD MIDDLE SCHOOL	326	182	202	220	224	231	240	238	245	276	260	243	268	306
<b>MIDDLE SCHOOL TOTALS</b>		182	202	220	224	231	240	238	245	276	260	243	268	306
Middle School Absolute Change		-20	20	18	22	7	9	-2	7	31	-16	-17	25	38
Middle School Percent Change		-9.90%	10.99%	8.91%	10.89%	3.13%	3.90%	-0.83%	2.94%	12.65%	-5.80%	-6.54%	10.29%	14.18%
BOYD HIGH SCHOOL	617	396	386	370	406	452	488	536	575	582	603	633	631	640
<b>HIGH SCHOOL TOTALS</b>		396	386	370	406	452	488	536	575	582	603	633	631	640
High School Absolute Change		-9	-10	-16	20	46	36	48	39	7	21	30	-2	9
High School Percent Change		-2.22%	-2.53%	-1.50%	5.18%	11.33%	7.96%	9.84%	7.28%	1.22%	3.61%	4.98%	-0.32%	1.43%
<b>DISTRICT TOTALS</b>		1,232	1,266	1,288	1,320	1,390	1,454	1,538	1,614	1,680	1,749	1,838	1,934	2,056
District Absolute Change		35	34	22	54	70	64	84	76	66	69	89	96	122
District Percent Change		-2.76%	2.76%	1.74%	4.27%	5.30%	4.60%	5.78%	4.94%	4.09%	4.11%	5.09%	5.22%	6.31%



# 3-STEP PROCESS


**STEP 1: PLANNING**

**STEP 2: BOND #1 – MAY 2024**

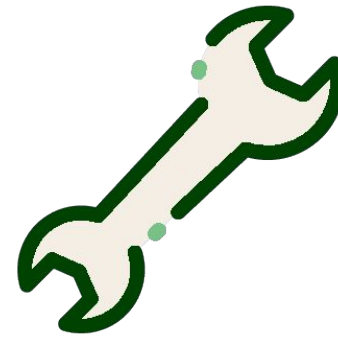
**STEP 3: BOND #2 – MAY 2025**




# STEP 1: PLANNING



Student enrollment is anticipated to more than double by 2032/33




Existing intermediate school was built in 1980 – over 44 years old



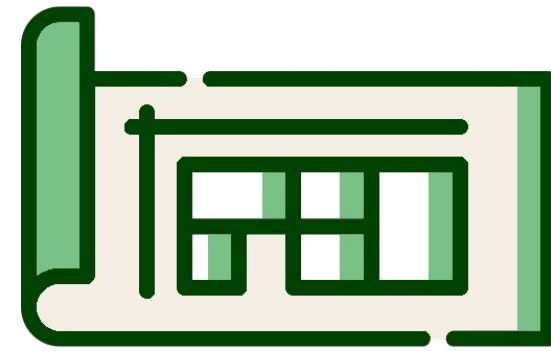
Planning for three new facilities on recently purchased land



## STEP 2: BOND #1 – MAY 2024



Site infrastructure to support future schools



Construction Documents for a new 600-student Intermediate School



Replacement of old A/C units that are 15+ years old, districtwide



Purchase of 73+ acres of land for future school sites




# CONCEPTUAL SITE PLAN





## STEP 3: BOND #2 – MAY 2025



Construction of a new 600–student Intermediate School





# CONCEPTUAL INTERMEDIATE SCHOOL SITE PLAN






# BOND #1 – MAY 2024 BOND SCOPE


## Proposition A : \$20,000,000

- Development plans for a new intermediate school that will accommodate approximately 600 students- \$11.7 million
- On-site infrastructure to support future campuses (*included in \$11.7 million*)
- HVAC replacement at all campuses- \$5.3 million
- Land Purchase- \$3 million





# SCHOOL FUNDING 101



## Maintenance & Operations

Day-to-day operations and expenses such as: salaries, utilities, supplies, instructional materials, repairs, and fuel.

(~80% of the district's M&O budget goes to teacher and staff salaries.)

For the average citizen, this is similar to expenses such as: groceries, minor house repairs, utilities, car fuel, and routine services.



## Interest & Sinking

Principal and interest payments on debt issued for such things as: new construction, renovations, heating and AC systems, roof replacements and land purchases.

For the average citizen, this is similar to expenses such as: a home mortgage, home renovation, land purchases, major appliance replacement, or auto purchases.



# BOYD ISD TAX HISTORY

Boyd ISD's tax rate has lowered since 2016.

YEAR	2014-15	2015-16	2016-17	2017-18	2018-19	2019-20	2020-21	2021-22	2022-23	<b>2023-24</b>
M&O	\$1.040	\$1.040	\$1.040	\$1.040	\$1.040	\$0.970	\$0.966	\$0.876	\$0.855	<b>\$0.669</b>
I&S	\$0.180	\$0.180	\$0.270	\$0.270	\$0.215	\$0.190	\$0.190	\$0.190	\$0.190	<b>\$0.190</b>
TOTAL	\$1.220	\$1.220	\$1.310	\$1.310	\$1.255	\$1.160	\$1.156	\$1.066	\$1.045	<b>\$0.859</b>




# TAX AREA COMPARISON

ISD	M&O	I&S	TOTAL
NORTHWEST	\$0.6692	\$0.4200	\$1.0892
AZLE	\$0.7510	\$0.2741	\$1.0251
PARADISE	\$0.6692	\$0.3200	\$0.9892
SPRINGTOWN	\$0.7575	\$0.2002	\$0.9577
DECATUR	\$0.6692	\$0.2337	\$0.9029
BRIDGEPORT	\$0.6692	\$0.2065	\$0.8757
<b>BOYD</b>	<b>\$0.6692</b>	<b>\$0.1900</b>	<b>\$0.8592</b>

**Boyd ISD's total tax rate is one of the lowest in the surrounding district's.**



# TAX IMPACT



If the voters approve the bond, there will be a maximum impact of 3.5 cent I&S tax.


For the average home in the district valued at \$286,927 that's a \$5.45 monthly impact.

Braswell  
High School

Guyer  
High School

State Champions

Football 2012  
Girls Soccer 2013  
Football 2013



# HOMEOWNERS 65 AND OVER

No Tax Increase for 65 and Older 

Under state law, the dollar amount of school taxes imposed on the residence homestead of a person 65 years of age or older cannot be increased above the amount paid in the first year after the person turned 65 or became disabled. This freeze applies regardless of changes in tax rate or property value, unless there are new improvements/additions to the homestead.

*You must apply for this exemption.*





# HOMEOWNERS 65 AND OVER

Why will the ballot read "This is a property tax increase"?

This requirement was a part of new laws coming from Austin after the legislative session in 2019. The Texas legislature wanted the ballot language to be clear, that voted bonds were the method that we use to finance school construction. Paying for these voted bonds requires tax revenues.







# VOTING



Early Voting is  
**April 22 - April 30**



Election Day is  
**Saturday, May 4**



Visit **BoydISDBond.com** for  
voting times and locations



**QUESTIONS?**